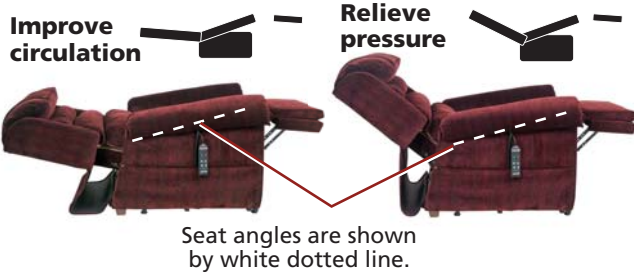
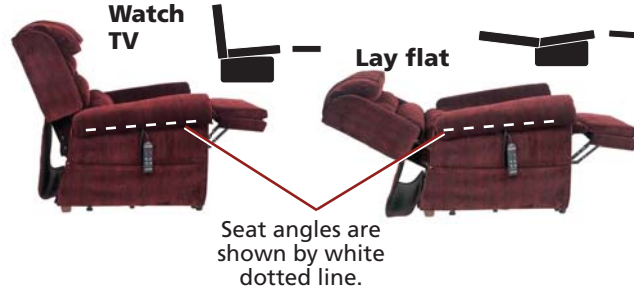


More Positions = More Comfort



Activate MaxiComfort™ and fine tune your position for absolute comfort!

Golden Technologies proudly introduces MaxiComfort™, a new concept in seating comfort. MaxiComfort™ allows for a greater range of positioning at the touch of a button. Experience the difference of this new motion technology available in multiple sizes and styles.

No chair offers you more positions and options.



Limited customization may apply. Please call Customer Service for details. Please reference the MaxiComfort PR505 series on the Lift Recliner Specifications chart for seat dimensions.

Suggested size for height: 5'0"-5'3" 5'4"-5'10" 5'11"-6'2"

Model	Weight Capacity	Overall Width	Overall Height	Back to Top of Seat	Width Between Arms	Seat Depth	Floor to Top of Seat	Extension - While Reclined from Back of Seat to End of Footboard	Floor to Top of Footrest - reclined	Heat & Massage Option Available	Foot Rest Extension Option Available	Straight Lift Option Available
Relaxer Comforter Sm.	375 lbs	36.5"	44"	29"	20"	21"	19"	43"	23"	Yes	Yes	No
Comforter Md.	300 lbs	31.5"	40"	25"	20"	19.5"	19"	39"	23"	Yes	Yes	No
Comforter Md.	375 lbs	32.5"	42"	27"	21"	21"	19.5"	42"	23"	Yes	Yes	No
Comforter Lg.	375 lbs.	34.5"	44"	28.5"	23"	22"	20.5"	43"	23"	Yes	Yes	No

(PLEASE NOTE -All measurements will vary slightly because of upholstery.) Literature is current at time of printing. Golden Technologies reserves the right to make changes to the product or literature at any time.

MaxiComfort™

ZERO GRAVITY POSITIONING TECHNOLOGY

NOW PATENTED!



Rise



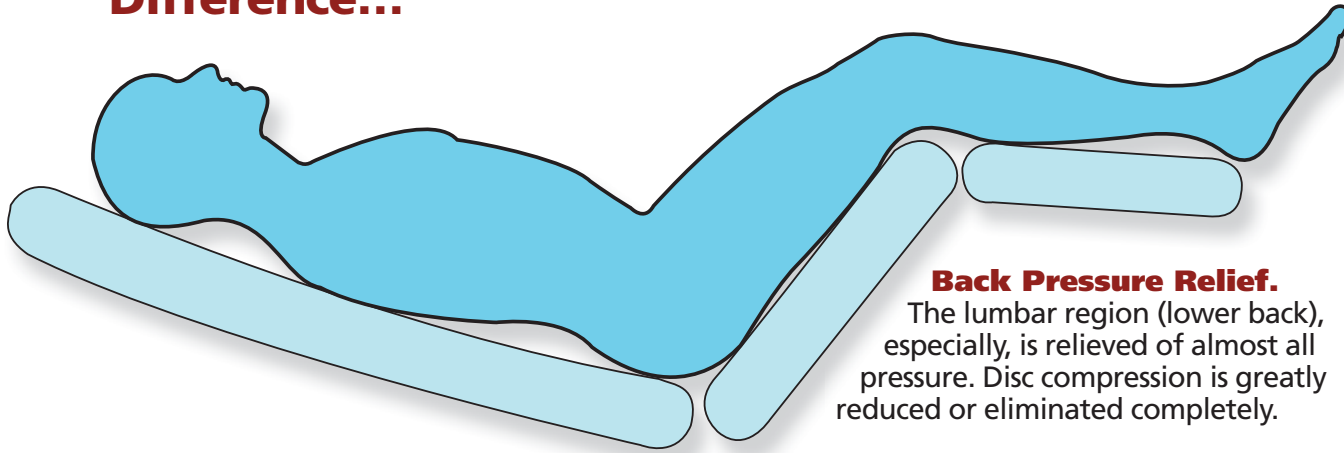
www.goldentech.com

BR-MAXI-100109

**Maxi
Comfort™**

ZERO GRAVITY
POSITIONING
TECHNOLOGY

**Experience the
Zero Gravity
Difference...**



**No One Else
Has It!**

In the zero gravity position, your legs are elevated above your heart, creating an open angle between your torso and thighs. This position puts your back in the correct resting posture, where the S-curve of your spine is properly maintained and virtually all pressure on the lower back is relieved. This position has beneficial effects on many other areas of the body: lung capacity is expanded to ease breathing and boost oxygen levels; and circulation improves to minimize stress on the heart, leaving you with less muscle fatigue.

The zero gravity position approximates the weightless conditions of outer space, in which the body experiences an absolute minimum of internal and external stresses. The benefits of resting in the zero gravity position include:

Correct Spinal Alignment. The proper neutral position for the S-curve of your spine is maintained along the three regions of your back: cervical (neck), thoracic (upper back) and lumbar (lower back).

Back Pressure Relief. The lumbar region (lower back), especially, is relieved of almost all pressure. Disc compression is greatly reduced or eliminated completely.

Expanded Lung Capacity. Via the open angle created between the torso and thighs, breathing is improved, thereby increasing the oxygen levels in the blood.

Improved Circulation. With the legs elevated above the heart, stress on the heart is minimized, and the oxygen-rich blood being pumped to fatigued muscles helps them to recover faster.

The Neutral Position. The neutral posture position maintains the four natural curves of your spine to minimize strain on supporting muscles and ligaments. This is the optimal posture to prevent back and muscle pain.



**Maxi
Comfort™**

ZERO GRAVITY
POSITIONING
TECHNOLOGY

HAND
CONTROL



Light
Diagnose problems
quickly & easily

What You Want to Do

Advantages

	Recline/lower chair back Back Down button	Feel rested by lowering the back angle
	Raise the back Back Up button	Feel more comfortable while eating or watching TV
	Raise foot board Activate MaxiComfort™ Raise seat Foot Board & Seat button	Extend your legs, then raise the seat
	Lower foot board & Lift the chair Foot Board & Lift button	Lower your legs, then lift the chair
	Lower the chair, Extend foot board, Raise the seat Sit & Recline button	Control multiple features with only 1 button
	Raise the back, Lower seat, Lower the foot board, & Raise the chair Close & Lift button	Control multiple features with only 1 button